


















INTERNATIONAL 4 BOLT FLANGECODE 61 (3000 PSI)			
			
C611	C614	C619	C619LD
08-08	08-08	08-08	-
10-10	10-10	10-10	-
12-08	12-08	12-08	12-08
12-12	12-12*	12-12*	12-12*
16-12	16-12*	16-12*	16-12
16-16*	16-16*	16-16*	16-16*
20-16	20-16	20-16	20-16*
20-20*	20-20*	20-20*	20-20*
24-20*	24-20*	24-20*	24-20
24-24*	24-24*	24-24*	24-24*
32-24*	32-24*	32-24*	32-24
32-32*	32-32*	32-32*	32-32
40-32*	40-32*	40-32*	40-32

INTERNATIONAL 4 BOLT FLANGE CODE 62 (6000 PSI)				
				
C621	C624	C624LD	C629	C629LD
08-08	08-08	-	08-08	08-08
12-08	12-08	-	12-08	12-08
12-10	12-10	-	12-10	-
12-12*	12-12*	-	12-12*	12-12*
16-12*	16-12*	-	16-12	16-12
16-16*	16-16*	16-16*	16-16*	16-16*
20-16*	20-16*	20-16*	20-16*	20-16*
20-20*	20-20*	20-20*	20-20*	20-20*
24-20*	24-20*	-	24-20*	24-20
24-24*	24-24*	24-24*	24-24*	24-24*
32-24*	32-24*	-	32-24*	32-24
32-32*	32-32*	-	32-32*	32-32

NOTE: On Caterpillar code 62 Flange Example C621-16-16, Use CAT washer CW-SIZE

GERMAN METRIC LIGHT DKL			
			
DLM1	DLF1	DLF4	DLF9
12-03	12-03	-	-
12-04	12-04	12-04	12-04
14-04	14-04	14-04	14-04
16-05	16-05	16-05	16-05
16-06	16-06	16-06	16-06
18-06	18-06	18-06	18-06
22-08	22-08	22-08	22-08
26-10	26-10	26-10	26-10
30-12	30-12	30-12	30-12
36-16	36-16	36-16	36-16
45-20*	45-20*	45-20*	45-20*
52-24*	52-24*	52-24*	52-24*

GERMAN METRIC HEAVY DKS			
			
DSM1	DSF1	DSF4	DSF9
14-04	14-04	14-04	14-04
16-04	16-04	16-04	16-04
18-04	18-04	18-04	18-04
20-05	20-05	20-05	20-05
20-06	20-06	20-06	20-06
22-06	22-06	22-06	22-06
24-08	24-08	24-08	24-08
30-10	30-10	30-10	30-10
36-12*	36-12*	36-12*	36-12*
42-16*	42-16*	42-16*	42-16*
52-20*	52-20*	52-20*	52-20*

NOTE: * After the fitting denotes this fitting is also available in interlock. Example: IJM-26-20